



Saginaw County 2024 4-H/Open HORSE SHOWS

9 a.m. ,Saginaw Fairgrounds -11350 Peet Rd, Chesaning



June 1

Reins On The Road Club

Info: Melisa 989-245-3819

Judge: TBD



June 29

Ready Riders Club

Info: Nicole 989-324-0508

Judge: Taylor Fabus



June 30

Saginaw Co. 4-H Horse Council

Info: Melisa 989-245-3819

Judge: Casey Davies-Lloyd



PLEASURE

- 1 Showmanship 20 & up
- 2 Showmanship 16-19
- 3 Showmanship 13-15
- 4 Showmanship 8-12
- 5 Showmanship, **Cloverbud** & Walk-Trot
- 6 EWD Horsemanship
- 7 EWD Trail

***** **Short Warm Up** *****

- 8 English Equitation Walk-Trot, 7-19
- 9 English Equitation 20 & up
- 10 English Equitation 16-19
- 11 English Equitation 13-15
- 12 English Equitation 8-12
- 13 English Pleasure Walk-Trot, 7-19
- 14 English Pleasure 20 & up
- 15 English Pleasure 16-19
- 16 English Pleasure 13-15
- 17 English Pleasure 8-12
- 18 **OPEN** Novice Horse/Rider Walk-Trot
*^^ Helmets required 19 & under, ^^
Horse may only show in these classes*
- 19 **OPEN** Pattern - each show is different
June 1: Dressage - June 29:Ranch Riding - June 30: Reining
- 20 Western Horsemanship Walk-Trot, 7-19
- 21 Western Horsemanship 20 & up
- 22 Western Horsemanship 16-19
- 23 Western Horsemanship 13-15
- 24 Western Horsemanship 8-12
- 25 Western Pleasure Walk-Trot, 7-19
- 26 Western Pleasure 20 & up
- 27 Western Pleasure 16-19
- 28 Western Pleasure 13-15
- 29 Western Pleasure 8-12
- 30 **OPEN** Bareback
^^ Helmets required 19 & under, ^^
- 31 **Cloverbud** Horsemanship

TRAIL 11am-2pm Judged in separate ring

- 32 Trail 20 & up
- 33 Trail 16-19
- 34 Trail 13-15
- 35 Trail 8-12
- 36 Walk-Trot Trail 7-19
- 37 **OPEN** Trail-in-Hand
*Helmets required 19 & under, Horse may only show in this
Trail class, no other Trail class entry permitted.*

MICHIGAN STATE UNIVERSITY | Extension

This show is protected under PA351, The MI Equine Activities Liability Act. Saginaw Co. 4-H, their clubs, Judges & show site owners are not responsible for injury, damage or loss on show site.

MSU is an affirmative-action, equal-opportunity employer. Michigan State University Extension programs and materials are open to all without regard to race color, national origin, gender, gender identity, sexual orientation, religion, age, height, weight, disability, political beliefs, marital status, family status or veteran status.

Entry Fee: \$5/class or \$40/day
per horse/rider combo or class. Each additional horse in any given class has to pay \$5 for that class.

Stall Rental: \$20, w/\$10 refund
if cleaned - No Showing from Trailer.

Camping:

RSVP at scfcamping.ludus.com

GENERAL RULES & PRECAUTIONS

- ◆ All 4-H rules apply.
- ◆ Age is as of January 1st.
- ◆ Negative Coggins is required.
- ◆ HELMETS required -Approved & properly fitted for Cloverbuds, Equestrians w/ Disabilities, Walk-Trot, English, Bareback, Hunter Hack & Gymkhana.
- ◆ Show committee has the right to change, split or combine classes.
- ◆ Walk-Trot riders may only show in Walk-Trot Classes.
- ◆ NO DOGS & NO STALLIONS for the safety of our children.

CLOVERBUD Division - 7 & Under

Cloverbud Classes award Prizes, but no formal placings. Must use Cloverbud Back tag. Helmet Required.

Age 5 & under

Enter only Showmanship & Cloverbud classes. Horse must be led by a qualified person ANYTIME child is handling a horse or is mounted. Use a halter and lead with the bridle.

Age 6

Can enter only Showmanship & Cloverbud classes. Option to be led or have 1-on-1 spotter/side walker. If not being led, Walk only.

Age 7

Can enter Walk-Trot or Cloverbud classes, but not both. If not on lead, must have Qualified spotter.

~ Will allow riders over 7 if not ready for walk-trot.

DO NOT COMPROMISE SAFETY choosing classes for your Cloverbud

GYMKHANA

- 38 Speed & Action **Cloverbud**
- 39 Speed & Action Walk-Trot 7-19
- 40 Speed & Action 20 & up
- 41 Speed & Action 16-19
- 42 Speed & Action 13-15
- 43 Speed & Action 8-12
- 44 Keyhole Walk-Trot 7-19
- 45 Keyhole 20 & up
- 46 Keyhole 16-19
- 47 Keyhole 13-15
- 48 Keyhole 8-12
- 49 Pole Bending Walk-Trot 7-19
- 50 Pole Bending 20 & up
- 51 Pole Bending 16-19
- 52 Pole Bending 13-15
- 53 Pole Bending 8-12
- 54 Stake Race Walk-Trot 7-19
- 55 Stake Race 20 & up
- 56 Stake Race 16-19
- 57 Stake Race 13-15
- 58 Stake Race 8-12
- 59 Cloverleaf Walk-Trot
- 60 Cloverleaf 20 & up
- 61 Cloverleaf 16-19
- 62 Cloverleaf 13-15
- 63 Cloverleaf 8-12
- 64 Flag Race 20 & up
- 65 Flag Race 16-19
- 66 Flag Race 13-15
- 67 Flag Race 8-12

HIGH POINT AWARDS

for each Pleasure & Gymkhana Division
OPEN classes (18, 19, 30 & 37)
do not count for High Point Ages 8 & Up.

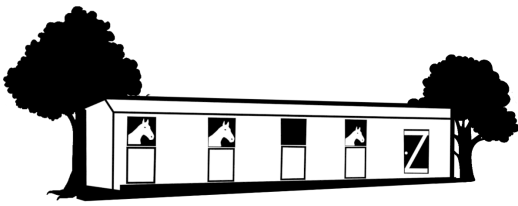
Each club will host a



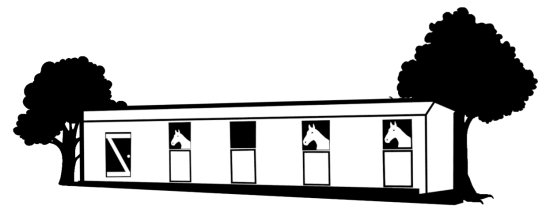
CAN DRIVE

at their show.

The Proceeds from these fundraising events will go toward educational materials, opportunities, and projects for the host 4-H Club, its members or their committee.



PATTERNS



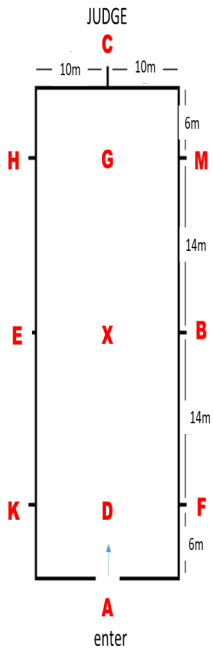
Open Pattern—June 1st

Open Pattern - June 29

Open Pattern - June 30

DRESSAGE Training Level Test 1

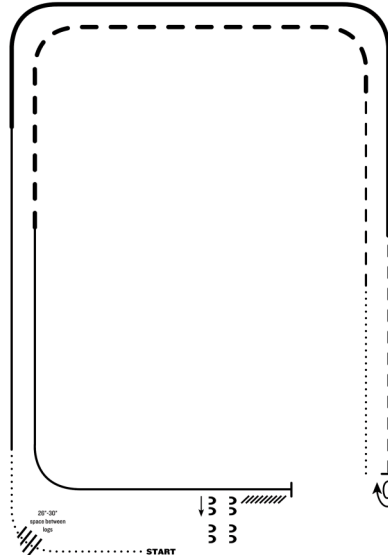
Refer to 4-H State Rules -Dressage Division For appointments & command descriptions



1	A X	Enter Working Trot Halt, Salute Proceed working trot
2	C E	Track Left Circle left 20m
3	A	Circle Left 20m, left lead center in 1st quarter of circle
4	A-F-B	Working Canter
5	Between B & M	Working Trot
6	C	Medium walk
7	E-F F	Change rein, free walk Medium walk
8	A	Working trot
9	E	Circle right 20m
10	C	Circle right 20m, right lead center in 1st quarter of circle
11	C-M-B	Working Canter
12	Between B & F	Working Trot
13	A X	Down centerline Halt, Salute

RANCH RIDING - AQHA Pattern 6

RANCH RIDING - PATTERN 6

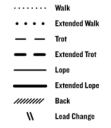


1. Walk
2. Walk over logs
3. Lope right lead
4. Extended lope right lead
5. Trot
6. Stop, 1 1/2 turn right
7. Walk
8. Trot
9. Extended trot
10. Lope left lead
11. Stop and back
12. Side pass right

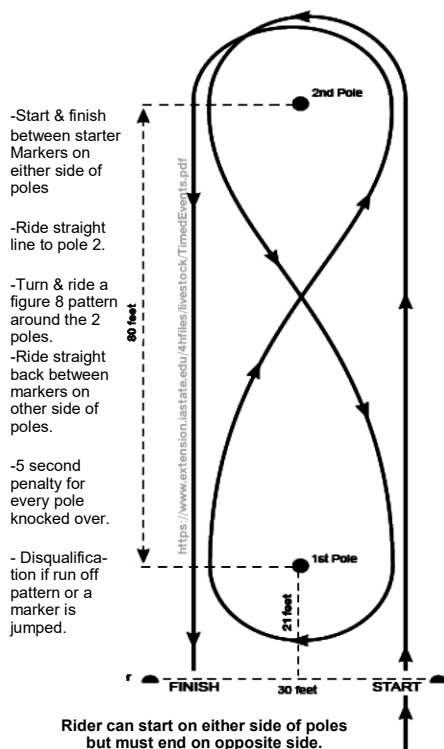
Note: The drawn description of this pattern is only intended for the general depiction of the pattern. Exhibitors should utilize the arena space to best exhibit their horses.

Revised 05-2021

LEGEND



STAKE RACE



-Start & finish between starter Markers on either side of poles

-Ride straight line to pole 2.

-Turn & ride a figure 8 pattern around the 2 poles.

-Ride straight back between markers on other side of poles.

-5 second penalty for every pole knocked over.

-Disqualification if run off pattern or a marker is jumped.

4-H REINING PATTERN #1

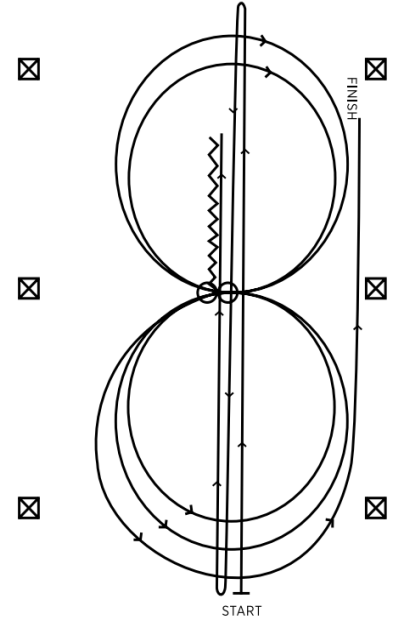


Figure 18. Reining pattern 1.

REINING PATTERN 1

See figure 18 for a diagram of reining pattern 1.

1. Run with speed to the far end of the arena past the end marker and do a left rollback—no hesitation.
2. Run to the opposite end of the arena past the end marker and do a right rollback—no hesitation.
3. Run past the center marker and do a sliding stop. Back up to the center of the arena or at least 10 feet (3 meters). Hesitate.
4. Complete one spin to the right. Hesitate.
5. Complete one and one-quarter spins to the left so that the horse is facing the left wall or fence.
6. Beginning on the left lead, complete two circles to the left, with the first circle large and fast, and the second circle small and slow. Change leads at the center of the arena.
7. Complete two circles to the right, with the first circle large and fast, and the second circle small and slow. Change leads at the center of the arena.
8. Begin a large, fast circle to the left but do not close this circle. Run straight up the right side of the arena past the center marker and do a sliding stop at least 20 feet (6 meters) from the wall or fence. Hesitate to demonstrate you have completed the pattern.
9. Dismount and drop the bridle to the designated judge.



4-H PLEDGE

I pledge my head to clearer thinking,
My heart to greater loyalty,
My hands to larger service,
and my health to better living,
for my club,
my community, my country,
and my world.